


the Keihan Railway Line

Kyoto

Shiga

Autumnal Foliage along




Tofukuji Temple
(Kyoto / Higashiyama)



Kifune Inja Shrine
(Kyoto / Kurama • Kibune)



Take Keihan Line again
this year to enjoy
the vibrant colors of Autumn



Nanzen-ji Temple Suirokaku
(the waterway bridge)
(Kyoto / Higashiyama)



Momiji no Tunnel
(Maple Tree Tunnel)
(Kyoto / Kurama • Kibune)

Higashiyama area



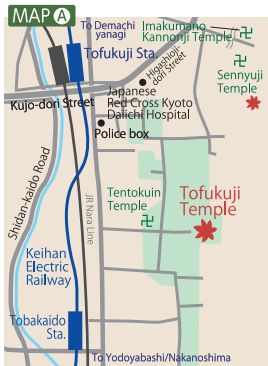
Tofukuji Temple MAP A

- 🕒 9:00 to 15:30 (Reception hours) [vary seasonally Special viewing in autumn period: 8:30 to 16:00 (Reception hours)]
- 💰 Tsuten-kyo Bridge: 600 JPY [Special viewing in autumn period: 1,000 JPY], Hojo Garden: 500 JPY
- 🚶 Approx. 10 min. walk southeast from Tofukuji Sta., or 8 min. walk northeast from Tobakaido Sta.



Nanzenji Temple MAP C

- 🕒 8:40 to 16:40 (Reception hours) [vary seasonally from early Dec.: until 16:10 (Reception hours)]
- 💰 Garden: 600 JPY, San-mon Gate: 600 JPY
- 🚶 Approx. 10 min. walk northeast from Subway Keage Sta.



Keihan Electric Railway Map of Viewing Autumnal Foliage

🕒 Hours 🏷️ Admission 📍 Access
 * Only adult admission prices listed.
 * Fees and hours are subject to change.



Kiyomizu-dera Temple MAP B

- 🕒 6:00 to 18:00 [vary seasonally]
- 💰 400 JPY 🚶 Approx. 25 min. walk east from Kiyomizu-gojo Sta.



Honenin Temple MAP C

- 🕒 6:00 to 16:00
- 🚶 (From Demachiyonagi Sta.) Take a bus and get off at Jodoji bus stop, followed by approx. 10 min. walk southeast.



Tetsugaku no Michi (Philosopher's Walk) MAP C

- 🚶 (From Demachiyonagi Sta.) Take a bus and get off at Ginkakuji-michi bus stop, followed by approx. 5 min. walk east. (From Jingu-marutamachi Sta.) Take a bus and get off at Higashi-Tennocho bus stop, followed by approx. 5 min. walk east.

Eikando Temple MAP C

- 🕒 9:00 to 16:00 (Reception hours) 💰 600 JPY [Special viewing in autumn period: 1,000 JPY] 🚶 Approx. 15 min. walk northeast from Subway Keage Sta., or from Jingu-marutamachi Sta., take a bus and get off at Higashi-Tennocho bus stop, followed by approx. 10 min. walk southeast.



Koshoji Temple MAP D

🕒 5:00 to 17:00 🎫 Admission to the Hall: 500 JPY
🚶 Approx. 15 min. walk southeast from Uji Sta.



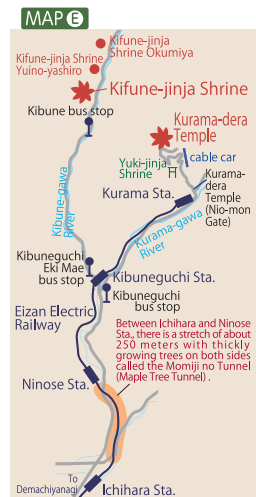

Uji area



Kurama kibune area

Kurama-dera Temple MAP E

🕒 9:00 to 16:30 🎫 500 JPY
🚶 Nio-mon (mountain gate): short walk from Eizan Railways Kurama Sta. north.
Hon-den (main hall): Approx. 30 min. walk from Nio-mon, or take a cable car, followed by approx. 10 min. walk from cable car Sta.



Momiji no Tunnel (Maple Tree Tunnel) MAP E

[Between Eizan Electric Railway Ichihara and Ninose Sta.]

Kifune-jinja Shrine MAP E

🕒 6:00 to 20:00 (from May to the end of Nov.) [until 18:00 from Dec.]
Pray reception 9:00~17:00
🚶 Approx. 30 min. walk north from Eizan Railways Kibuneguchi Sta., or take a bus from Kibuneguchi Sta. and get off at Kibune bus stop, followed by approx. 5 min.

Rakuhoku area

Sanzenin Temple MAP G

🕒 9:00 to 17:00 [vary seasonally]
🎫 700 JPY
🚶 Take a bus from Demachiyanguchi Sta. or Eizan Electric Railway Yase-Hieizanguchi Sta. and get off at Ohara bus stop, followed by approx. 10 min. walk east.



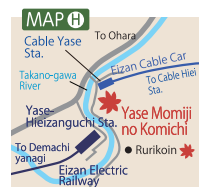
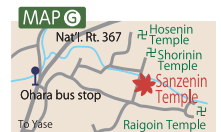
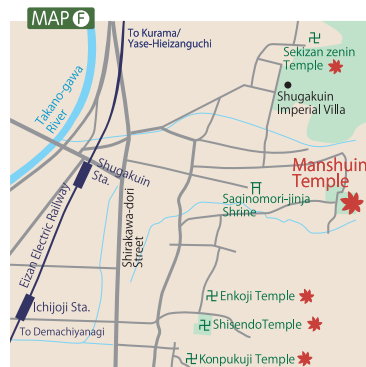
Yase Momiji no Komichi (Yase maple path) MAP H

🚶 Approx. 5 min. walk northeast from Eizan Electric Railway Yase-Hieizanguchi Sta.



Manshuin Temple MAP F

🕒 9:00 to 16:30 (Reception hours)
🎫 600 JPY
🚶 Approx. 20 min. walk east from Eizan Electric Railway Shugakuin Sta.



Arashiyama Kitano area

Tenryuji Temple

MAP J

🕒 8:30 to 16:50

🎫 Garden: 500 JPY, Garden and halls: 800 JPY

🚶 Short walk northwest from Randen (Keifuku Electric Railroad) Arashiyama Sta.



Around Togetsu-kyo Bridge

MAP O

🚶 Approx. 5 min. walk south from Randen (Keifuku Electric Railroad) Arashiyama Sta.



MAP I



MAP O



Kitano Tenmangu Shrine

MAP P

[Momiji-en Garden]
Late Oct. to early Dec.

🕒 9:00 to 16:00 (Reception hours)

🎫 1,200 JPY

🚶 Take a bus from Demachiyanaagi Sta. and get off at Kitano Tenmangu bus stop followed by short walk north, or approx. 5 min. walk northeast from Randen (Keifuku Electric Railroad) Kitano Hakubaicho Sta.



Yamashina area

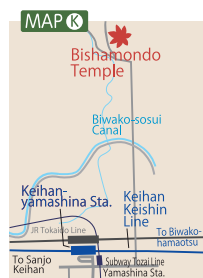
Bishamondo Temple

MAP K

🕒 9:00 to 16:30 (Reception hours)
[until 16:00 (Reception hours) from Dec.]

🎫 Mausoleum and Garden: 500 JPY

🚶 Approx. 20 min. walk north from Keihan Yamashina Sta. or Subway Yamashina Sta.



Otsu area

Hiyoshi Taisha Shrine

MAP M

🕒 9:00 to 16:30

🎫 500 JPY

🚶 Approx. 10 min. walk west from Sakamoto-hieizanguchi Sta.



Mii-dera Temple

MAP N

🕒 8:00 to 17:00

🎫 600 JPY

🚶 Approx. 10 min. walk west from Miidera Sta.



Mt.Hiei area

Enryakuji Temple

MAP L

🕒 To-do: 9:00 to 16:00 [vary seasonally]
Sai-to and Yokawa: 9:00 to 16:00 [vary seasonally]

🎫 1,000 JPY

🚶 Take Heizan Drive Bus from Kyoto Sta., Sanjo Sta., or Demachiyanaagi Sta. to Enryakuji Bus Center, followed by short walk (To-do).

🚶 Take the cable car and ropeway from Yase Hieizanguchi Sta. (Eizan Electric Railway), change to Hieizan Shuttle Bus and get off at Enryakuji Bus Center, followed by short walk (To-do).

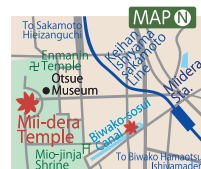
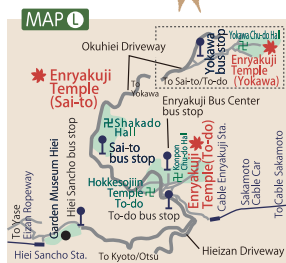
🚶 Take the cable car from Cable Sakamoto Sta. (Sakamoto Cable) to Cable Enryakuji Sta., followed by approx. 10 min. walk northwest (To-do).

*To go to Sai-to or Yokawa, change to Hieizan Shuttle Bus at To-do.

*Heizan Drive Bus and Hieizan Shuttle Bus provide services from mid Mar. to early Dec. (Service period varies year by year)



*Konpon Chu-do is currently undergoing repair work, so the actual view is different from the usual.



Model Courses ~from JR Kyoto to Famous Locations for Viewing Autumnal Foliage~

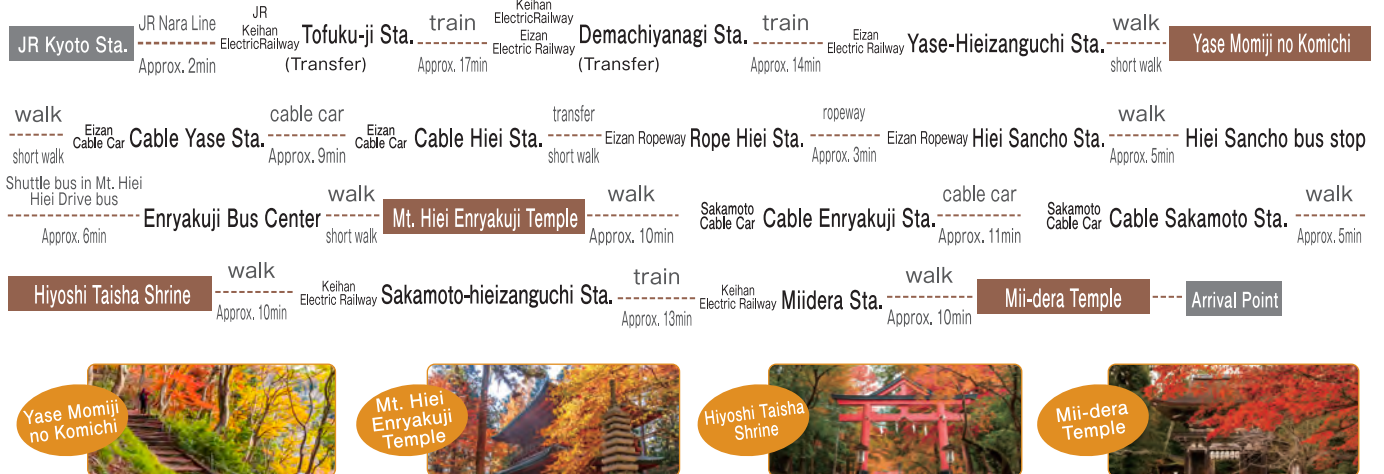
Higashiyama Area



Kibune Area



Hieizan Area



Arashiyama Area

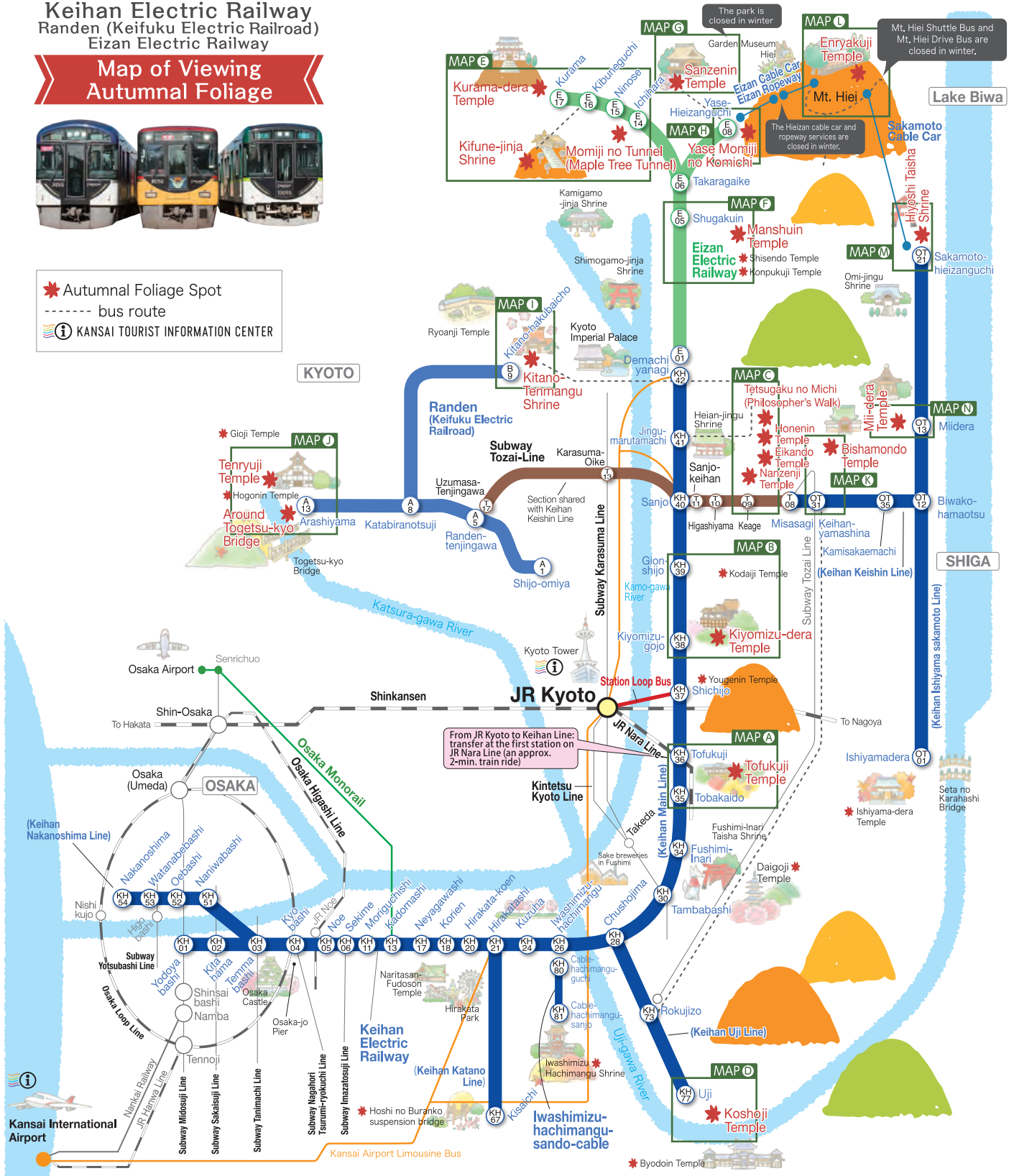


Keihan Electric Railway
Randen (Keifuku Electric Railroad)
Eizan Electric Railway

Map of Viewing
Autumnal Foliage



★ Autumnal Foliage Spot
- - - bus route
i KANSAI TOURIST INFORMATION CENTER



Rapid Limited Exp. "RAKU RAKU" Stops: Yodoyabashi (KH01) · Kitahama (KH02) · Temmabashi (KH03) · Kyobashi (KH04) · Shichijo (KH05) · Gion-shijo (KH36) · Sanjo (KH40) · Demachiyana (KH42)
 Limited Exp. Stops: Yodoyabashi (KH01) · Kitahama (KH02) · Temmabashi (KH03) · Kyobashi (KH04) · Hirakatashi (KH05) · Kuzuha (KH06) · Chushojima (KH07) · Tambabashi (KH08) · Shichijo (KH09) · Gion-shijo (KH36) · Sanjo (KH40) · Demachiyana (KH42)



Keihan Electric Railway offers money-saving tickets for visitors from overseas. For details, please see our official website.

URL/https://www.keihan.co.jp/travel/en/tickets/special/



Check the Keihan Electric Railway website for information about when you can see autumnal foliage and the best places to see it from.

Places to visit along Keihan Lines <https://www.keihan.co.jp/travel/en/> Keihan Group online reservation <https://reserve.keihan.co.jp/en/>

Keihan Electric Railway | keihan_trip | Keihan Railway

* Fees and hours are subject to change. * Information current as of October 2023